Chapter 7: Color for numerical data

Several different gradient legends are given provided below. First, identify the type of gradient: low-to-high, low-middle-high, or multi-color. Then, complete the legends with numbers that would make sense for the topic and the gradient.

1. Take a look at this gradient:

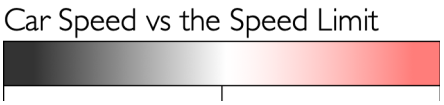

   a. What is this type of gradient?
   b. Add numbers to this legend that make sense for the topic and the type of gradient, or list them out in order.

2. Take a look at this gradient:

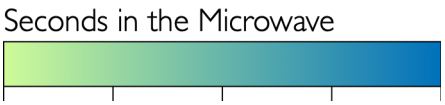

   a. What is this type of gradient?
   b. Add numbers to this legend that make sense for the topic and the type of gradient, or list them out in order.

3. Take a look at this gradient:



   a. What is this type of gradient?
   b. Add numbers to this legend that make sense for the topic and the type of gradient, or list them out in order.
   c. Do you think this is the best gradient to show different amounts of snow? Why or why not?

   d. What kind of gradient might show these data better?

© 2024 Nancy Organ