Chapter 13: Visualization whoopsies

Take a look at the following three graphs and answer parts a, b, and c for each one.

1. Weight of Alex's Hamster vs Traffic Accidents in Their City

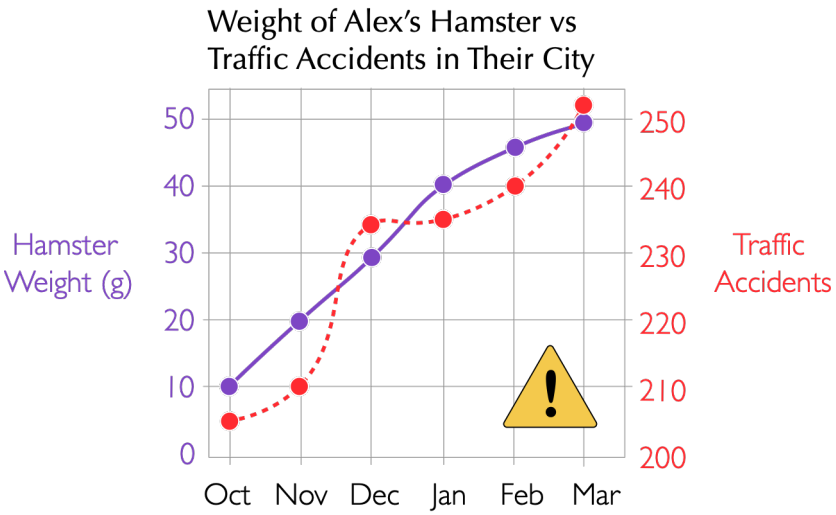

a. What about this visualization could be confusing?

b. How might someone misunderstand the meaning of the visualization?

c. Try redrawing the visualization to be less confusing. What did you change?

Weight of Alex's Hamster vs Traffic Accidents in Their City

Month	Hamster Weight	Traffic Accidents
October	10	205
November	20	210
December	30	235
January	40	236
February	46	240
March	49	252

© 2024 Nancy Organ

2. Text Messages Sent on Saturday

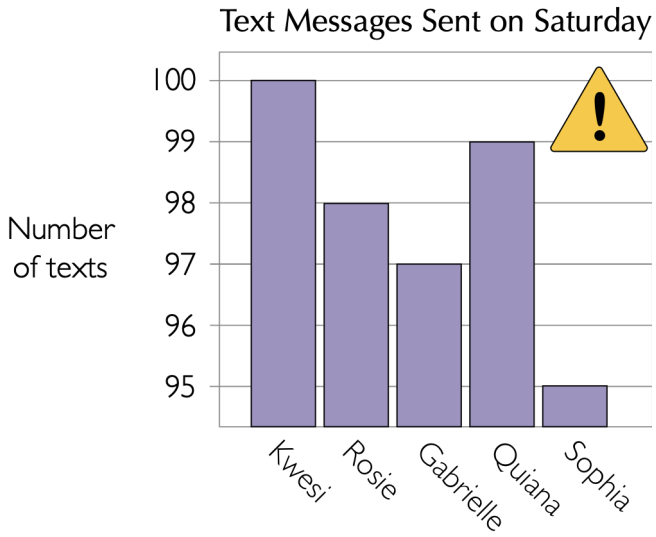

a. What about this visualization could be confusing?

b. How might someone misunderstand the meaning of the visualization?

c. Try redrawing the visualization to be less confusing. What did you change?

Text Messages Sent on Saturday	
Person	**Temperature**
Kwesi	100
Rosie	98
Gabrielle	97
Quiana	99
Sophia	95

© 2024 Nancy Organ

3. Holiday Lattes Sold at the Coffee Shop

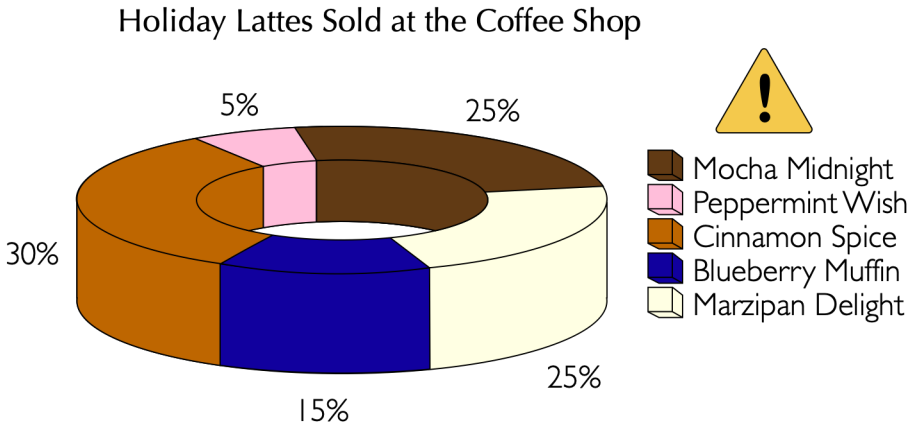

a. What about this visualization could be confusing?

b. How might someone misunderstand the meaning of the visualization?

c. Try redrawing the visualization to be less confusing. What did you change?

Holiday Lattes Sold at the Coffee Shop	
Latte Flavor	**Percent**
Mocha Midnight	25%
Peppermint Wish	5%
Cinnamon Spice	30%
Blueberry Muffin	15%
Marzipan Delight	25%

© 2024 Nancy Organ